

MONTHLY REPORT JULY

2025

DURING THE REPORTED MONTH, PPHI SINDH PROVIDED THE FOLLOWING FREE OF COST SERVICES

Total Number of Health Facilities Managed by PPHI Sindh

Type of Health Facility	No. of HFs
Secondary care and RHCs	46
BHU Plus	304
MCH	21
BHU	477
Others	590
Grand Total	1,438

FREE OPD SERVICES

4 Million Patients

MALNUTRITION CASES
Treated Under 5 years

223,353

DIARRHEA
Under 5 years

109,700

DYSENTERY
Under 5 years

10,229

TB SUSPECTS 81,036

No. of Individuals Managed for TB

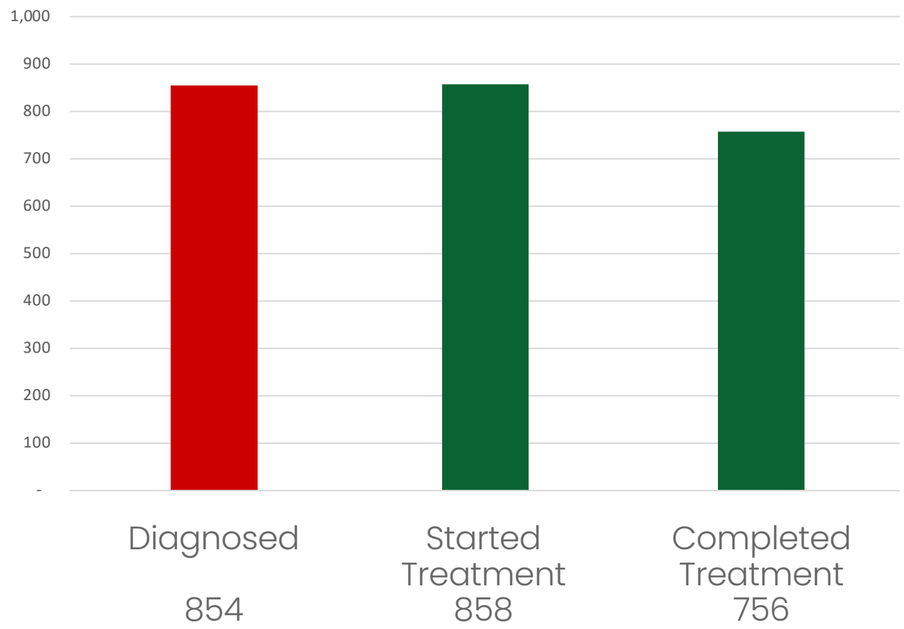

Patients Vaccinated For Hepatitis 149,358

No. of Individuals Screened for HEP B, C

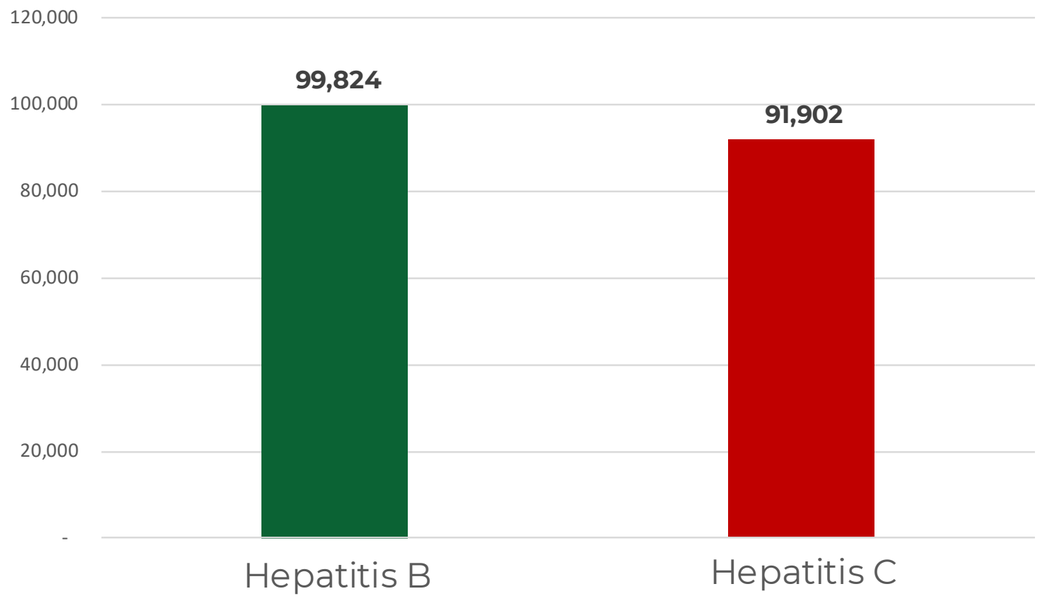

Suspected Malaria

280,802

Rapid Diagnostic Test (RDT)

263,048

Slides examined

17,400

No. of Individuals Tested Positive for Malaria



Diagnostic Services, including ultrasound



Maternal Health

506,938

ANC VISITS

ANC-1	ANC-1 Women with Hb. <10 g/dl	ANC - Revisits
76,300	34,301	261,508

PNC VISITS

PNC-1	PNC - Revisits
45,250	87,734

KMC Admissions

3,807

Total Deliveries Conducted

36,146

- C- Section: 2,239
- Normal Deliveries: 33,896

FP VISITS 113,789

LARC
15,277

Immediate PPFP
11,267

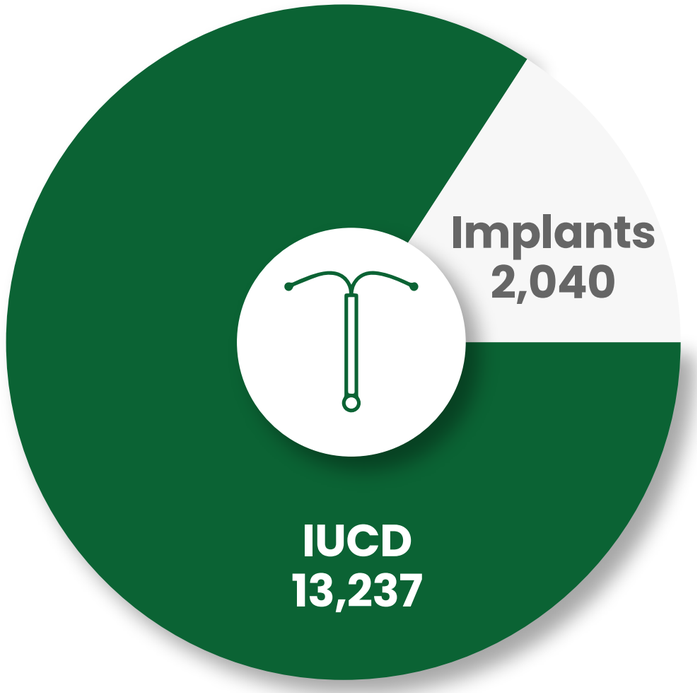

NUTRITION PROGRAM

OTP Key Performance Indicators

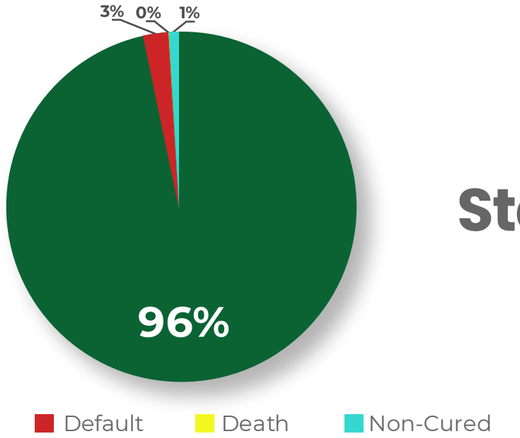

Nutrition Stabilization Center Performance

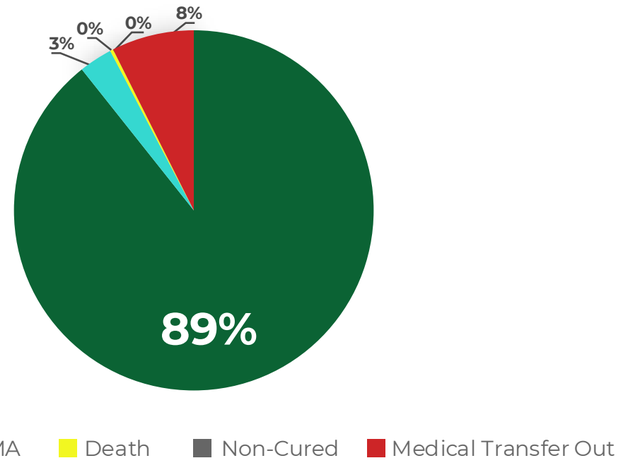

Awareness Sessions & Participants

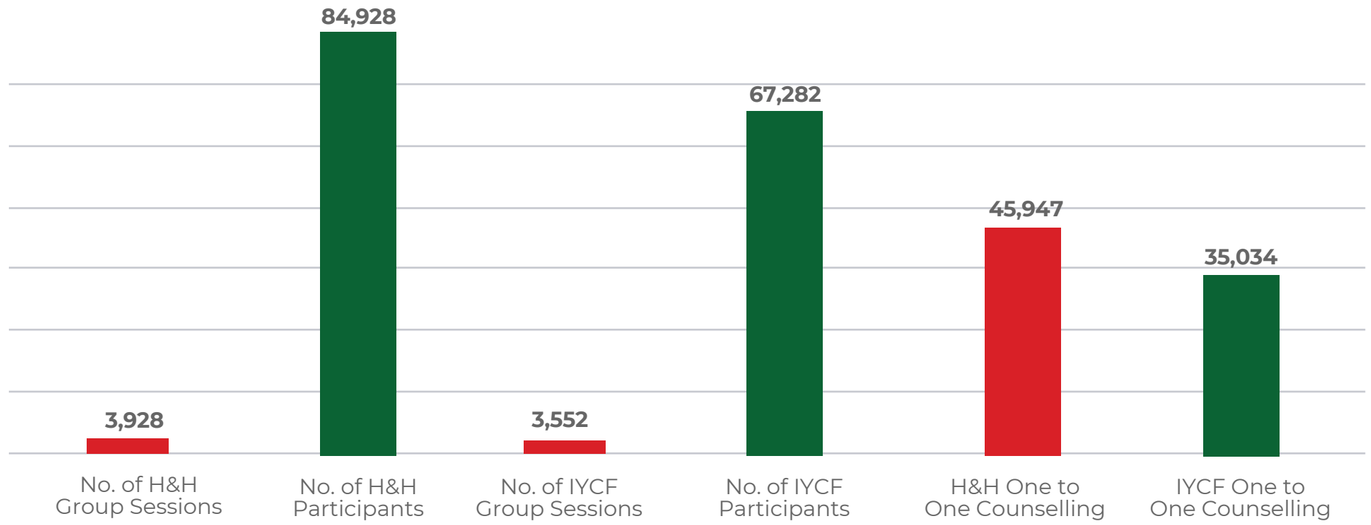

Comparative Data for RHCs and Others between the months of July -24 and July -25

Comparative Data for RHCs and Others between the months of JULY-24 and JULY-25										
Indicators	RHCs and above				BHU Plus, BHU, GDs and Others				Total	
	Jul-24	Jul-25	Difference	%	Jul-24	Jul-25	Difference	%	Jul-24	Jul-25
OPD	673,870	726,143	52,273	8	3,682,881	3,364,095	-318,786	-9	4,356,751	4,090,238
FP	9,909	10,934	1025	10	97,235	102,855	5,620	6	107,144	113,789
ANC-1	13,479	14,334	855	6	57,863	61,966	4,103	7	71,342	76,300
NVD	4,553	4,977	424	9	26,997	28,919	1922	7	31,550	33,896
C-Sections	1,669	2,239	570	34	0	0	0	0	1,669	2,239
Lab	298,830	280,965	-17,865	-6	1,269,260	1,048,056	-221,204	-17	1,568,090	1,329,021
Ultrasound	30,912	41,256	10344	33	78,405	85,369	6,964	9	109,317	126,625
X-ray	9,120	12,566	3,446	38	2,053	2,275	222	11	11,173	14,841
LARC	2,096	2,298	202	10	13,656	2,711	658	5	15,752	15,277